# EXHIBIT 11

Always ensure you're using Transak via our official domain: transak.com or its subdomains only. Learn more

Transak

# What is Cryptocurrency Bridging? An Explainer on Crypto Bridges

Blog › Learn • Published: 29 January 2024

Author: Transak Team




Crypto bridging enables global users to migrate assets across various blockchain networks to break down silos and create a more connected

Always ensure you're using Transak via our official domain: transak.com or its subdomains only. Learn more

Transak

blockchain network has its own unique features, advantages, and limitations. For instance, Bitcoin excels in security and widespread recognition, whereas Ethereum offers smart contract functionality, and others like Cardano or Solana bring their own innovations to scalability and efficiency.

**This diversity leads to a significant challenge: interoperability.** In a traditional financial system, despite different banks and financial institutions, there's a level of interoperability allowing for seamless transactions across these entities. Blockchains lacks this interconnectedness.

**In this article, we will explore what is crypto bridging and how you can get started with blockchain bridges.**

## What is Crypto Bridging?

Crypto bridging is a potential solution to the problem of blockchain interoperability. It allows effortless transmission of assets between blockchains. From a technical standpoint, **crypto bridging involves locking up assets on the source blockchain using smart contracts and producing their "clones" on the destination chain.**

Leveraging advanced cryptographic algorithms, bridges mediate cross-chain communications and HTLCs are an example of such protocols. Subject to pre-defined conditions and consensus agreement, smart contracts execute transactions on destination blockchain. These verification processes and event triggers ensure that locked assets are released in a trustless manner.

Fundamentally, crypto bridging combines cryptographic, consensus and automation components to develop a safe and efficient cross-chain mechanism for transferring assets.

**Earlier blockchains existed in isolation blocking assets and data from circulating freely. But the growing demand for**

Always ensure you're using Transak via our official domain: transak.com or its subdomains only. Learn more

Transak

## The Mechanism Behind Blockchain Bridges

The process begins with the initialization of the crypto bridging mechanism. This involves setting up the necessary smart contracts, protocols, or systems on the blockchains that will be involved in the bridging.

- Asset Locking

Users initiate the bridging process by sending a request to lock a certain amount of assets (cryptocurrencies or tokens) on the source blockchain. This can involve interacting with a specific smart contract or a decentralized application (dApp).

- Verification & Confirmation or Consensus Validation

The crypto bridging mechanism verifies the user's request and ensures that the assets being locked are legitimate. In Proof of Stake, consensus mechanisms determine whether a transaction is valid or not.

- Generation of Wrapped Tokens or Representation

A representation of the locked assets is created on the target blockchain. This could be in the form of wrapped tokens or a similar instrument that mirrors the value of the original assets.

- Cross-Chain Communication:

The bridging mechanism facilitates communication between the source and target blockchains. This is achieved through cross-chain communication protocols, relay chains, or other interoperability solutions.

Always ensure you're using Transak via our official domain: transak.com or its subdomains only. Learn more



The target blockchain acknowledges the receipt of the request and the creation of wrapped tokens or the equivalent representation. This confirmation is crucial for ensuring that the user's assets are securely transferred.

- Unlocking on the Target Blockchain

Users on the target blockchain can then interact with the bridging mechanism to unlock the equivalent amount of assets. This involves burning the wrapped tokens or using a specific smart contract function.

- Finalization and Settlement

The bridging mechanism ensures that the assets are properly settled and that the transaction is finalized on both blockchains.

- User Confirmation

Users receive confirmation that the bridging process is complete, and their assets are now available on the target blockchain.

## Technical Aspects and Functioning

Crypto bridging mechanisms rely on various technical components for secure and decentralized asset transfers across different blockchains. These components collectively create a robust and trustworthy infrastructure for cross-chain asset transfers:

1. Smart contracts, self-executing agreements coded directly, are pivotal, managing asset locking, unlocking, and transfers.
2. Hash functions and cryptographic proofs, like zero-knowledge proofs, ensure transaction integrity and security.
3. Multi-signature wallets, requiring consensus from multiple private keys, enhance security.

Always ensure you're using Transak via our official domain: transak.com or its subdomains only. Learn more

Transak

6. Oracle networks fetch and verify external data for accurate smart contract execution.
7. Atomic swaps provide trustless and secure asset exchanges between different blockchains.
8. Consensus mechanisms finalize transactions, preventing double-spending, and cross-chain validators confirm transaction legitimacy.
9. Secure key management practices safeguard user assets during the entire crypto bridging process.

## List of Popular Blockchain Bridges

- **Base Bridge**

Developed by Base Protocol, Base Bridge is an important cross-chain bridge solution that allows for smooth transfer of assets between various blockchain networks, increasing interoperability.

Popular Bridges include Orbiter Finance, Across Bridge and LayerSwap.

### Unique Features and Use Cases

What's unique about Bridge Base is its flexibility, supporting a wide range of asset types such as tokens and NFTs. It is decentralized, user-friendly and trustless which provides transparency and security.

Since the bridge is compatible across multiple blockchains, it can be used in a multitude of scenarios. This satisfies different types of users depending on their needs and expands the scope for interaction.

Always ensure you're using Transak via our official domain: transak.com or its subdomains only. Learn more

Transak

**Popular Bridges include** LayerZero **and** Router Protocol**.**

## Unique Features and Use Cases

Arbitrum bridges are well known as being highly scalable, lowering transaction fees and congestion on Ethereum. These bridges are a valuable stepping stone to solving Ethereum's scalability problems and boosting the efficiency of decentralized finance in general.

- **Polygon Bridges**

Ethereum's Layer 2 scaling solution Polygon has bridges connecting different blockchain networks, thus helping to make the entire ecosystem scalable and user-friendly.

**Popular Bridges include** Axelar **and** Connext**.**

## Unique Features and Use Cases

In terms of handling cross-chain transactions, polygon bridges perform extremely well. They enhance the speed and cost-effectiveness of transactions while supporting a range of use cases such as dApps, gaming and NFT marketplaces. Polygon bridges are necessary to expand Ethereum because they allow for a smooth experience as users move between different blockchains.

- BSC Bridges

BSC has several bridges connecting it with other chain networks, allowing cross bridges transfer of assets in the Binance ecosystem.

**Popular Bridges include** Celer Bridge **and** Zeroswap**.**

Always ensure you're using Transak via our official domain: transak.com or its subdomains only. Learn more



'interoperability, giving individuals the ability to use assets across a variety of blockchain applications within the Binance environment.

## Bridging vs Wrapping: Understanding the Differences

Bridging and wrapping are two different concepts, each fulfilling a specific role assisting in making assets interoperable or transferable.

Here's a detailed comparison table:

| | Bridging | Wrapping |
|---|---|---|
| **Definition** | Bridging involves transferring assets or data between two different blockchain networks. | Wrapping refers to representing an asset from one blockchain on another blockchain network. |
| **Purpose** | To facilitate interoperability and transfer of assets between different blockchains. | To enable the use of a specific asset on a blockchain other than its native one. |
| **Mechanism** | Utilizes smart contracts or | Involves issuing a token on one |

Always ensure you're using Transak via our official domain: transak.com or its subdomains only. Learn more

Transak

| | | |
|---|---|---|
| **Asset Conversion** | Assets are moved across chains but retain their original form and value on the target chain. | Assets are converted into a wrapped version, representing the original asset's value. |
| **Examples** | Ethereum to Binance Smart Chain bridge, Bitcoin to Ethereum bridge. | Wrapped Bitcoin (WBTC) on Ethereum, Wrapped ETH (WETH) on other platforms. |
| **Security Considerations** | Security relies on the bridge's architecture and protocols used for transferring assets. | Security depends on the custodian or smart contract mechanism used for wrapping. |
| **Transaction Process** | Involves locking assets in one chain and then minting or unlocking equivalent assets in another. | Involves locking the original asset and minting a wrapped version on the target blockchain. |

Always ensure you're using Transak via our official domain: transak.com or its subdomains only. Learn more

Transak

| | | |
|---|---|---|
| **Use Case Diversity** | asset transfers and cross-chain interactions. | like DeFi on chains where the original asset isn't natively supported. |
| **Decentralization** | Varies based on the bridge's architecture; can be centralized or decentralized. | Often relies on custodians, which can introduce centralization points. |
| **Reversibility** | Typically reversible, allowing assets to move back to the original chain. | Reversible, where the wrapped asset can be exchanged back for the original asset. |
| **Impact on Liquidity** | Can enhance liquidity by enabling asset movement across different ecosystems. | Increases liquidity of the wrapped asset on the target blockchain. |
| **Complexity and Efficiency** | Can be complex, depending on the bridge's design; efficiency varies. | Relatively straightforward but depends on the efficiency of the wrapping process. |

Always ensure you're using Transak via our official domain: transak.com or its subdomains only. Learn more

Transak

## How to Use a Blockchain Bridge: Step-by-Step Guide

Follow the below mentioned steps to bridge your assets across multiple blockchains.

### Step 1: Choose the Right Bridge

Start by doing research and finding a reliable blockchain bridge that supports the assets you want to send. Take into account issues such as security, supported blockchains, costs and community reviews.

### Step 2: Set Up a Bridge Wallet

Ensure you have a wallet which supports both the source and target blockchains. If the bridge you have chosen has a dedicated wallet (such as Binance Bridge Wallet) make sure to download and install it. Else use a multi-chain wallet such as MetaMask or Trust Wallet.

### Step 3: Connect Your Wallet

Launch your chosen wallet, and link it to the source blockchain where you keep those assets. This usually involves adding the blockchain as a custom network in your wallet settings.

### Step 4: Deposit Assets

Deposit the assets you want to transfer into your bridge wallet. This would usually entail making a transfer from your existing wallet to the bridge's wallet address.

Always ensure you're using Transak via our official domain: transak.com or its subdomains only. Learn more

Transak

## Step 6: Select Source and Target Chains

Select source and target blockchain networks. If you're transferring assets from Ethereum to Binance Smart Chain, set the source as "ETH" and target as BSC.

## Step 7: Initiate the Conversion

Specify the amount of assets to transfer and check transaction details, confirm and initiate the conversion.

## Step 8: Confirm on Wallet

Confirm the transaction on your wallet. (This includes signing a message or approving the transaction with your wallet's user interface).

## Step 9: Monitor Transaction Progress

After confirming, make sure to check the progress of the transaction on the bridge's interface or your own wallet. The transfer may take some time, depending on network congestion.

## Step 10: Verify on Target Blockchain Wallet

Check your target blockchain wallet. Have the assets arrived? Check the transaction details and balances to complete this process.

Always ensure you're using Transak via our official domain: transak.com or its subdomains only. Learn more

Transak

1. Make sure the bridge uses strong encryption to protect sensitive information.
2. Choose platforms with straightforward terms of use and active customer service.
3. Check the bridge's fees for and processing times of transactions before you start trading.
4. Keep up with the latest security updates, and use due diligence to protect your investments.

## The Security Aspect of Crypto Bridging

Bridges have a reputation of being more centralazed. Therefore, they can also be risky, and it is all the more important to consider security in this kind of environment.

### Security Considerations

1. **Single Point of Failure:** Most existing bridges take a centralized architecture. If this central point is compromised, that's a checkmate for the bridge and opens up possibilities of security break.
2. **Smart Contract Vulnerabilities:** The majority of bridges employ smart contracts to lock and unlock assets. Also, owing to the fact that smart contracts are insecure and code is only as good.
3. **Oracles and Price Feeds:** Oracles and price feeds on decentralized bridges decide asset valuations across blockchains. Manipulation or compromise of these oracles can result in bad valuations of assets and even exploits.

## Why Are Crypto Bridges Centralized?

Always ensure you're using Transak via our official domain: transak.com or its subdomains only. Learn more



languages, laws, and driving rules. The complexity is immense. Each blockchain has its own unique 'language' and 'laws' (consensus mechanisms and protocols), making a truly decentralized bridge not just a technical challenge, but a Herculean task.

Further, with the innovations in web3 being so rampant, decentralization increases points of vulnerability, and in the world of cross-chain operations, this can be a deal-breaker.

Centralized solutions, much like a well-oiled machine, can process transactions swiftly and efficiently, while decentralized alternatives might struggle to keep up.

To sum up:

1. **Complexity:** A decentralized bridge adds complexity to design and construction. It is difficult to reach an agreement among decentralized nodes and even more so to ensure the safety of several different types of nodes on all kinds of blockchains.
2. **Efficiency:** Centralized bridges offer unified control for faster transaction processing. From the user's experience perspective, decentralized bridges may suffer in speed and efficiency.
3. **Security Trade-Offs:** Striking a compromise between decentralization and security is hard. Centralized applications respond faster to vulnerabilities, but are more easily hacked.

## When is a Blockchain Bridge Useful?

One of the most common use cases of a blockchain bridge is buy assets on another blockchain but you do not have the requisite tokens to perform the transaction on that chain.

In such a case, a blockchain bridge enables you to convert your existing tokens into the required tokens on the target blockchain. This process involves locking your tokens on the original blockchain and

Always ensure you're using Transak via our official domain: transak.com or its subdomains only. Learn more

Transak

users to directly purchase the needed assets on another blockchain using fiat currency in a single step. This eliminates the need for multiple transactions involved in using a bridge, such as acquiring initial tokens, transferring them, and converting them on the target chain.

## Conclusion

As the cryptocurrency ecosystem grows, there will be a greater need for interoperability among various blockchains. Hence, crypto bridges will play a central role in enabling this interoperability.

However, crypto bridges are a goldmine for hackers due to their centralized nature. Bridge exploits like the Harmony Horizon bridge hack, and Ronin bridge hack are testaments to this. As a result, crypto bridges are also under greater regulatory scrutiny.

With the increasing scrutiny from regulatory bodies, future crypto bridges might incorporate more compliance measures to adhere to international regulations and guidelines.

Transak One is a secure alternative to most crypto bridges that dApps can integrate to provides with a way to interact with smart contracts without the need to create a wallet — using fiat currencies.

## FAQs

### What are bridges in crypto??

Crypto bridges are tools that connect different blockchains, enabling the transfer and interoperability of assets like tokens between those networks.

Always ensure you're using Transak via our official domain: transak.com or its subdomains only. Learn more

Transak

based asset usign fiat currency, we suggest looking for the option of doing it via Transak.

## What is the difference between bridge and exchange?

A bridge transfers assets between blockchains, maintaining the same asset. An exchange trades different assets, typically within the same blockchain.

## How to use Ethereum bridge?

To use an Ethereum bridge, select a bridge service, connect your wallet, choose the asset and destination blockchain, and execute the transfer following the service's instructions.

## How to do bridging in crypto?

To bridge in crypto, choose a bridging service, connect your cryptocurrency wallet, select the asset to bridge and the target blockchain, then follow the service's procedure to complete the transfer.

## How do I select a safe and Trusty Crypto Bridge?

When choosing a crypto bridge, security is a key factor. You should also take the community reviews on social media into consideration as well as what types of blockchains it supports and how much transaction fees are charged per token movement.

Always ensure you're using Transak via our official domain: transak.com or its subdomains only. Learn more

Transak

specific assets carried by a bridge must be verified.

## What should you know before using a blockchain bridge?

Research the security precautions that must be taken before using a blockchain bridge, the degree of decentralization and possible risks. Evaluate the bridge's track record and start with small test transactions at first. Check gas fees, transaction times and community feedback.

Want to learn more about cryptocurrencies and web3? Head over to transak.com/blog.

### Written by

Transak Team

### In this article:

What is Crypto Bridging?

The Mechanism Behind Blockchain Bridges

- Technical Aspects and Functioning

List of Popular Blockchain Bridges

- Base Bridge
- Arbitrum Bridges
- Polygon Bridges

Bridging vs Wrapping: Understanding the Differences

- Bridging
- Wrapping

Always ensure you're using Transak via our official domain: transak.com or its subdomains only. Learn more

Transak

- Step 4: Deposit Assets
- Step 5: Access the Bridge
- Step 6: Select Source and Target Chains
- Step 7: Initiate the Conversion
- Step 8: Confirm on Wallet
- Step 9: Monitor Transaction Progress
- Step 10: Verify on Target Blockchain Wallet

Tips for Safety

The Security Aspect of Crypto Bridging

- Security Considerations

Why Are Crypto Bridges Centralized?

When is a Blockchain Bridge Useful?

Conclusion

FAQs

- What are bridges in crypto??
- What is the best crypto bridge?
- What is the difference between bridge and exchange?
- How to use Ethereum bridge?
- How to do bridging in crypto?
- How do I select a safe and Trusty Crypto Bridge?
- Can I bridge any cryptocurrency?
- What should you know before using a blockchain bridge?

Always ensure you're using Transak via our official domain: transak.com or its subdomains only. Learn more

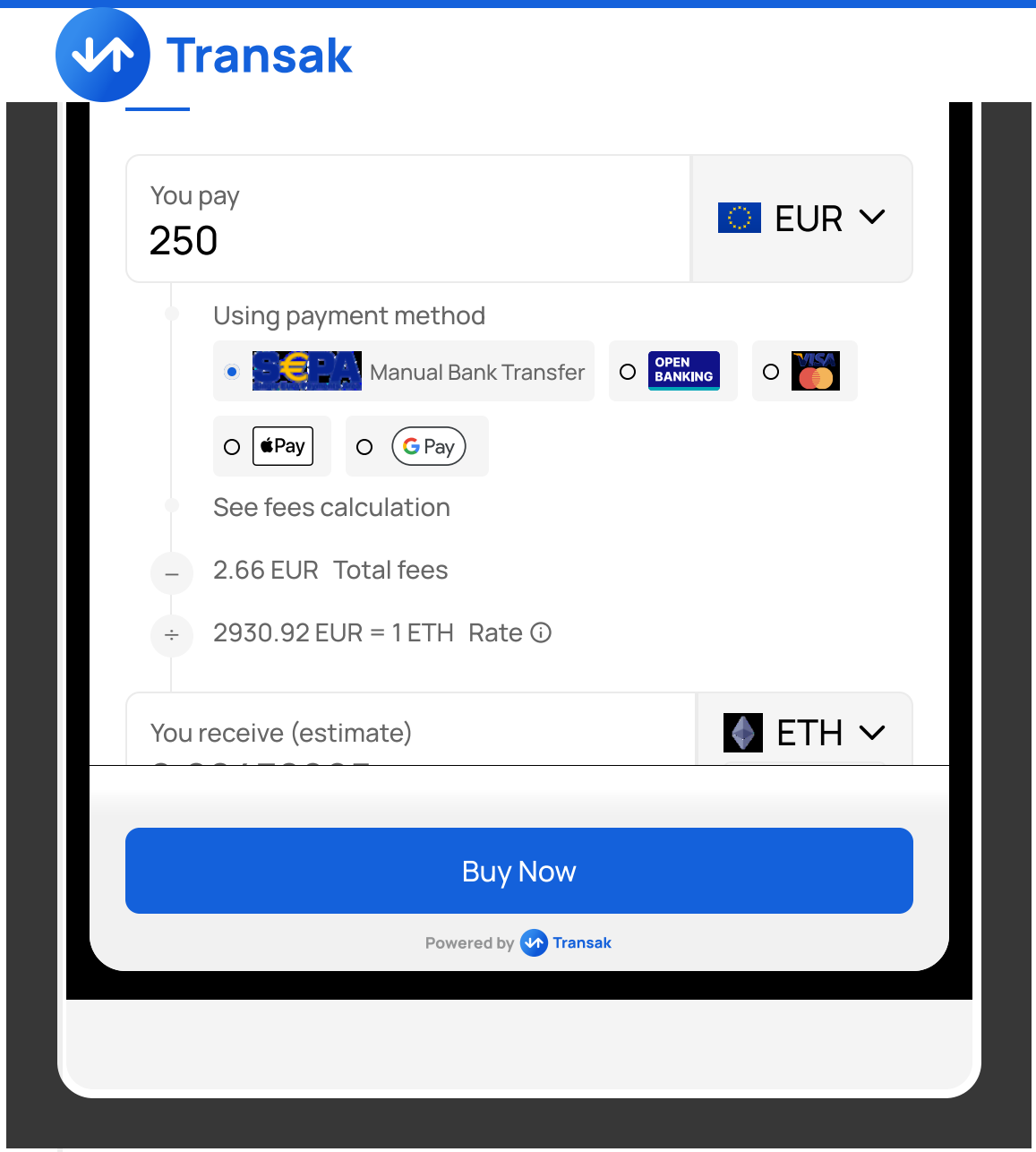


Announcements | Product | Partnerships | Podcast | New Listings | Learn | Stablecoins | Case Studies

Copy link to blog | Share to X

Always ensure you're using Transak via our official domain: transak.com or its subdomains only. Learn more

Transak




## Not All Stablecoins Are Equal: Comparing USDC, USDT, PYUSD & RLUSD

06 November 2025




## What Is Circle Payments Network (CPN)?

Always ensure you're using Transak via our official domain: transak.com or its subdomains only. Learn more

Transak

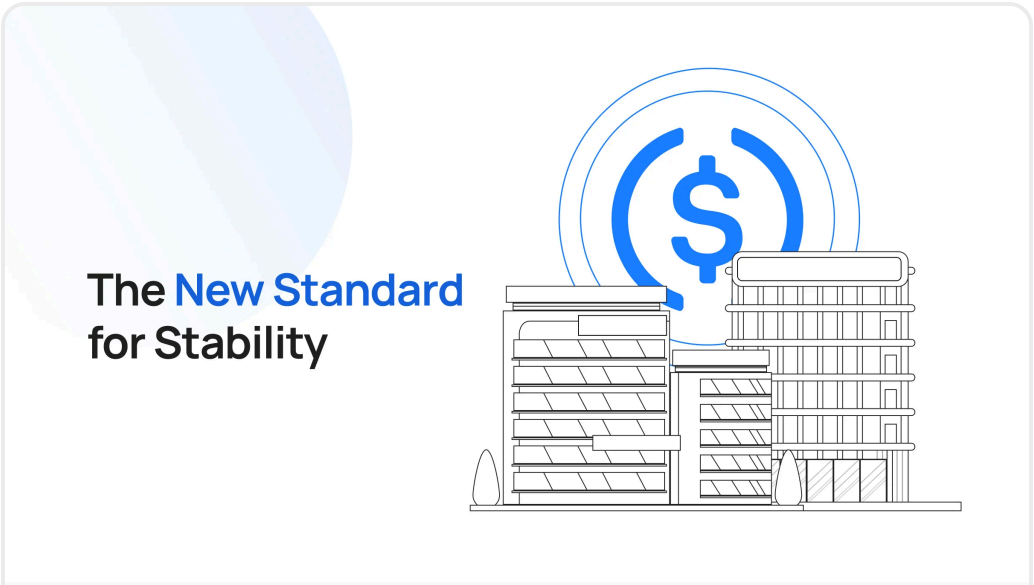


## What Are RWA Stablecoins? A New Class Of Stablecoins

03 November 2025

Always ensure you're using Transak via our official domain: transak.com or its subdomains only. Learn more

Transak

## Subscribe to PayFi Weekly by Transak

A curated roundup of everything that matters in the world of stablecoins, Web3 payments, and digital finance.

Enter your email

Subscribe

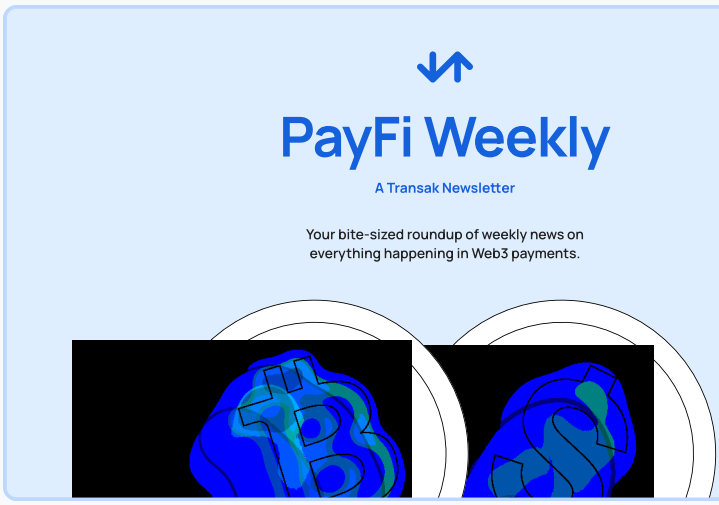

Always ensure you're using Transak via our official domain: transak.com or its subdomains only. Learn more

Transak

Announcements

Pressroom New

Blog New

News New

Careers

Team

Investors

Press Kit

Newsletter New

Contact Us

## PRODUCTS

On-Ramp

Off-Ramp

Transak Stream New

Transak One

NFT Checkout

Transak OTC

## PARTNER SUPPORT

Partner Help Center

How to Integrate Transak?

Partner Dashboard

Fees & Pricing

Integration Docs

Supported Crypto

Supported Countries

Systems Security

Changelog

## SOLUTIONS

Gaming

Wallets

Exchanges

Multi-level KYC

KYC Reliance

List Your Token

## PRIVACY AND REGULATIONS

Compliance Center

Terms of Service

Privacy Policy

Always ensure you're using Transak via our official domain: transak.com or its subdomains only. Learn more

Transak

Referral Program

SELL CRYPTO

Sell Bitcoin for Fiat

Sell Ethereum for Fiat

Sell Tether for Fiat

Sell Solana for Fiat

Sell Polygon for Fiat

Sell 40+ Tokens

BUY CRYPTO

How to Buy Bitcoin

How to Buy Ethereum

How to Buy Tether

How to Buy Solana

How to Buy Polygon

Buy 136+ Tokens

LATEST FROM TRANSAK

Transak Partners with Visa to Enable Global Crypto Withdrawals

Popular NFT Types Explained

What are Bitcoin Ordinals? Easy Guide to Create Bitcoin NFTs

Transak Secures Key ISO/IEC 27001 Certification

Transak

Transak is a global web3 infrastructure services provider with registered entities in the USA (NMLS ID: 2362652), the UK, Canada, Australia, Poland, India, and Hong Kong.

Copyright ©2025 Transak Inc. • All Rights Reserved

ISO 27001:2022 Certified & SOC 2 Type II Compliant

Always ensure you're using Transak via our official domain: transak.com or its subdomains only. Learn more

Transak

Onboard Millions of Users to Web3